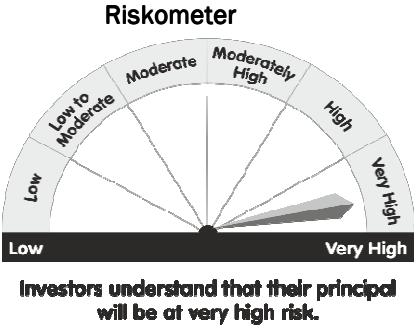
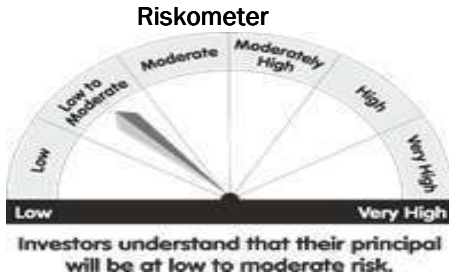
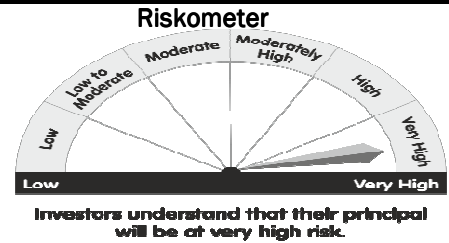


PPFAS MUTUAL FUND						
UNAUDITED HALF YEARLY FINANCIAL RESULTS FOR THE PERIOD ENDED SEPTEMBER 30, 2022						
Sr. No.	Particulars		Scheme Names			
			Parag Parikh Flexi Cap Fund	Parag Parikh Liquid Fund	Parag Parikh Tax Saver Fund	Parag Parikh Conservative Hybrid Fund
			PP001	PP002	PP003	PP005
1.1	Unit Capital at the beginning of the half-year period	[Rs. in Crore]	4,240.74	1,117.28	290.18	729.54
1.2	Unit Capital at the end of the period / maturity / final redemption date	[Rs. in Crore]	5,350.88	1,252.50	393.67	944.04
2	Reserves & Surplus at the end of the period	[Rs. in Crore]	20,682.36	267.50	375.40	86.38
3.1	Total Net Assets at the beginning of the half-year period	[Rs. in Crore]	21,768.48	1,326.97	547.62	780.90
3.2	Total Net Assets at the end of the period / maturity / final redemption date	[Rs. in Crore]	26,033.24	1,520.01	769.06	1,030.42
4.1	NAV at the beginning of the half-year period	[Rs.]	-	-	-	-
	Regular Growth Plan		49.4756	1,186.7484	18.5158	10.6892
	Regular Plan Monthly IDCW		-	1,003.3373	-	10.1997
	Regular Plan Weekly Dividend Reinvestment of IDCW		-	1,001.3372	-	-
	Regular Plan Daily Dividend Reinvestment of IDCW		-	1,000.5404	-	-
	Direct Growth Plan		52.5141	1,191.5019	19.1434	10.7166
	Direct Plan Monthly Dividend IDCW		-	1,003.3456	-	10.1016
	Direct Plan Weekly Dividend Reinvestment of IDCW		-	1,001.3456	-	-
	Direct Plan Daily Dividend Reinvestment IDCW		-	1,000.5404	-	-
4.2	NAV at the end of the period / maturity / final redemption date	[Rs.]	-	-	-	-
	Regular Growth Plan		46.7469	1,211.9600	19.0912	10.8922
	Regular Plan Monthly Dividend IDCW		-	1,003.5690	-	10.0860
	Regular Plan Weekly Dividend Reinvestment of IDCW		-	1,001.5672	-	-
	Regular Plan Daily Dividend Reinvestment of IDCW		-	1,000.5404	-	-
	Direct Growth Plan		49.8920	1,217.4148	19.8754	10.9366
	Direct Plan Monthly Dividend IDCW		-	1,003.5789	-	9.9892
	Direct Plan Weekly Dividend Reinvestment of IDCW		-	1,001.5780	-	-
	Direct Plan Daily Dividend Reinvestment of IDCW		-	1,000.5404	-	-
4.3	Dividend (net) paid per unit during the half year					
	Individual					
	Regular Plan Daily Dividend Reinvestment of IDCW	[Rs.]	-	21.00	-	-
	Regular Plan Weekly Dividend Reinvestment of IDCW	[Rs.]	-	20.82	-	-
	Regular Plan Monthly Dividend IDCW	[Rs.]	-	20.90	-	0.31
	Direct Plan Daily Dividend Reinvestment of IDCW	[Rs.]	-	21.51	-	-
	Direct Plan Weekly Dividend Reinvestment of IDCW	[Rs.]	-	21.31	-	-
	Direct Plan Monthly Dividend IDCW	[Rs.]	-	21.39	-	0.32
	Non Individual					
	Regular Plan Daily Dividend Reinvestment of IDCW	[Rs.]	-	21.00	-	-
	Regular Plan Weekly Dividend Reinvestment of IDCW	[Rs.]	-	20.82	-	-
	Regular Plan Monthly Dividend IDCW	[Rs.]	-	20.90	-	0.31
	Direct Plan Daily Dividend Reinvestment of IDCW	[Rs.]	-	21.51	-	-
	Direct Plan Weekly Dividend Reinvestment of IDCW	[Rs.]	-	21.31	-	-
	Direct Plan Monthly Dividend IDCW	[Rs.]	-	21.39	-	0.32
	Income					
5.1	Dividend	[Rs. in Crore]	237.77	-	8.24	4.84
5.2	Interest	[Rs. in Crore]	43.33	35.23	2.06	26.79
5.3	Profit/(Loss) on sale/redemption of investments (other than inter scheme transfer/sale)	[Rs. in Crore]	90.03	(3.45)	(1.23)	3.18
5.4	Profit/(Loss) on inter scheme transfer/sale of investments	[Rs. in Crore]	-	-	-	-

PPFAS MUTUAL FUND						
UNAUDITED HALF YEARLY FINANCIAL RESULTS FOR THE PERIOD ENDED SEPTEMBER 30, 2022						
Sr. No.	Particulars	Scheme Names				
		Parag Parikh Flexi Cap Fund	Parag Parikh Liquid Fund	Parag Parikh Tax Saver Fund	Parag Parikh Conservative Hybrid Fund	
5.5	Other Income [Rs. in Crore]	10.09	0.01	0.00	0.28	
5.6	Total Income (5.1 to 5.5) [Rs. in Crore]	381.22	31.78	9.07	35.10	
	Expenses					
6.1	Commision [Rs. in Crore]	37.00	0.32	1.50	0.39	
	Other Expenses [Rs. in Crore]	17.58	0.56	1.19	0.77	
6.2	Management Fees [Rs. in Crore]	61.04	0.35	1.25	0.46	
6.3	Trustee Fees [Rs. in Crore]	0.22	0.01	0.01	0.01	
6.4	Total Recurring Expenses (including 6.1 and 6.2) [Rs. in Crore]	141.05	1.44	4.66	1.81	
6.4	Percentage of Management Fees to daily/weekly average net assets					
	Plan A [%]	0.52%	0.05%	0.38%	0.10%	
	Plan B (Direct) [%]	0.52%	0.05%	0.38%	0.10%	
6.5	Total Recurring expenses as a percentage of daily average net assets (annualised)					
	Plan A [%]	1.90%	0.26%	2.24%	0.61%	
	Plan B (Direct) [%]	0.78%	0.16%	0.84%	0.31%	
	Average net Assets	23,597.43	1,414.98	651.34	901.88	
	No Of days	183.00	183.00	183.00	183.00	
7.1	Returns during the half-year *					
	Regular Plan	-5.52%	2.12%	3.11%	1.90%	
	Direct Plan	-4.99%	2.17%	3.82%	2.05%	
	Benchmark [%]	0.39%	2.42%	0.39%	0.18%	
7.2	Compounded Annualised yield in case of schemes in existence for more than 1 year and its comparison with benchmark yield *					
	(i) Last 1 year					
	Regular Plan	-5.68%	3.82%	3.09%	4.70%	
	Direct Plan	-4.71%	3.92%	4.48%	5.01%	
	Benchmark [%]	-0.22%	4.27%	-0.22%	1.03%	
	(ii) Last 3 years					
	Regular Plan	22.52%	3.66%	22.34%	NA	
	Direct Plan	23.73%	3.76%	23.91%	NA	
	Benchmark [%]	17.95%	4.15%	17.95%	NA	
	(iii) Last 5 years					
	Regular Plan	16.26%	NA	NA	NA	
	Direct Plan	17.25%	NA	NA	NA	
	Benchmark [%]	12.79%	NA	NA	NA	

PPFAS MUTUAL FUND					
UNAUDITED HALF YEARLY FINANCIAL RESULTS FOR THE PERIOD ENDED SEPTEMBER 30, 2022					
Sr. No.	Particulars	Scheme Names			
		Parag Parikh Flexi Cap Fund	Parag Parikh Liquid Fund	Parag Parikh Tax Saver Fund	Parag Parikh Conservative Hybrid Fund
	(iv) Since launch of the scheme [%]				
	Regular Plan	17.91%	4.47%	22.48%	6.55%
	Direct Plan	18.74%	4.58%	24.03%	6.87%
	Benchmark [%]	14.45%	5.06%	17.64%	3.54%
	Date of launch	24-May-13	11-May-18	24-Jul-19	26-May-21
	Benchmark Index	NIFTY 500 TRI	CRISIL LIQUID FUND AI INDE	NIFTY 500 TRI	CRISIL HYBRID 85+15 - Conservative Index TRI
	Additional Benchmark	NIFTY 50 TRI	CRISIL 1 Year T-Bill Index	NIFTY 50 TRI	CRISIL 10 year GILT Index
8	Provision for Doubtful Income/Debts [Rs. in Crore]	-	-	-	-
9	Payments to associate/group companies [Rs. in Crore]	Refer Note 3 of Notes to the unaudited half yearly financials results			
10	Investments made in associate/group companies [Rs. in Crore]	-	-	-	-
*Compounded Annualised Returns are based on the Net Asset Value of Growth Plan of the respective Scheme. Returns less than 1 year period are absolute. Returns greater than 1 year period are compounded annualized.					

PPFAS MUTUAL FUND					
UNAUDITED HALF YEARLY FINANCIAL RESULTS FOR THE PERIOD ENDED SEPTEMBER 30, 2022					
Sr. No.	Particulars	Scheme Names			
		Parag Parikh Flexi Cap Fund	Parag Parikh Liquid Fund	Parag Parikh Tax Saver Fund	Parag Parikh Conservative Hybrid Fund
Scheme(s) Riskometer					Benchmark(s) Riskometer
Parag Parikh Flexi Cap Fund (An open ended dynamic equity scheme investing across large cap, mid cap, small cap stocks.)					
<p>Product Labelling of the Scheme</p> <p>This product is suitable for investors who are seeking*</p> <p>The investment objective of the Scheme is to seek to generate long-term capital growth from an actively managed portfolio primarily of Equity and Equity Related Securities. Scheme shall invest in Indian equities, foreign equities and related instruments and debt securities.</p> <p>*Investors should consult their financial advisers if in doubt about whether this product is suitable for them.</p>		<p>Parag Parikh Flexi Cap Fund</p> <p>NIFTY 500 TRI</p> <p>Riskometer</p> 			
Parag Parikh Liquid Fund (An Open Ended Liquid Scheme. A Relatively Low Interest Rate Risk and Relatively low Credit Risk)					
<p>Product Labelling of the Scheme</p> <p>This product is suitable for investors who are seeking*</p> <p>1.Income over short term.</p> <p>2.Investments in Debt/Money Market instruments.</p> <p>*Investors should consult their financial advisers if in doubt about whether this product is suitable for them.</p>		<p>Parag Parikh Liquid Fund</p> <p>CRISIL Liquid Fund AI Index</p> <p>Riskometer</p> 			
Parag Parikh Tax Saver Fund (An open-ended Equity linked savings scheme with a statutory lock in of 3 years and tax benefit)					
<p>Product Labelling of the Scheme</p> <p>This product is suitable for investors who are seeking*</p> <p>1.Long Term Capital Appreciation.</p> <p>2.Investment predominantly in equity and equity related securities.</p> <p>*Investors should consult their financial advisers if in doubt about whether this product is suitable for them.</p>		<p>Parag Parikh Tax Saver Fund</p> <p>NIFTY 500 TRI</p> <p>Riskometer</p> 			

PPFAS MUTUAL FUND					
UNAUDITED HALF YEARLY FINANCIAL RESULTS FOR THE PERIOD ENDED SEPTEMBER 30, 2022					
Sr. No.	Particulars	Scheme Names			
		Parag Parikh Flexi Cap Fund	Parag Parikh Liquid Fund	Parag Parikh Tax Saver Fund	Parag Parikh Conservative Hybrid Fund

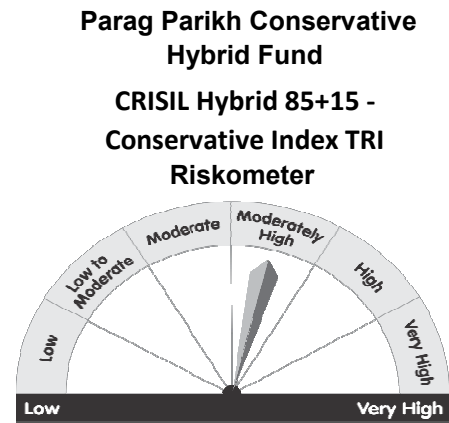
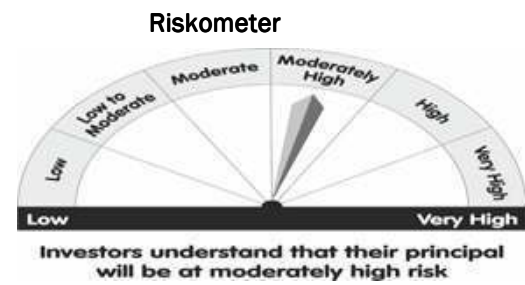
Parag Parikh Conservative Hybrid Fund (An open-ended hybrid scheme investing predominantly in debt instruments)

Product Labelling of the Scheme

This product is suitable for investors who are seeking*

- To generate regular income through investments predominantly in debt and money market instruments
- Long term capital appreciation from the portion of equity investments under the scheme

*Investors should consult their financial advisers if in doubt about whether this product is suitable for them.



Schemes of PPFAS Mutual Fund

Notes to Half Yearly Unaudited Financial Results for the period ended September 30, 2022

- 1 During the period, there have been no changes in accounting policies other than regulatory changes.
- 2 During the period, the Fund has not subscribed to any issues lead managed by associate companies or any issue of debt or equity on private placement basis where the sponsor or its associates acted as arranger or manager.
- 3 The details of transactions with associates in terms of Regulation 25(8) of the SEBI (Mutual Fund) Regulations, 1996 is enclosed as **Annexure 1**.
- 4 Investment by the scheme in companies which have invested more than 5% of the NAV of any scheme of the Fund in terms of Regulation 25(11) of the SEBI (Mutual Fund) Regulations, 1996 is NIL
- 5 Exposure, if any, of more than 10% of the Net Assets of any scheme investing in Derivative product as on September 30, 2022

Scheme Name	Amount (In Crores) #	% to Net Assets
Parag Parikh Flexi Cap Fund	(4,316.34)	-16.58%

Gross exposure of derivative instruments

Note: In addition to this, 18.46% of our Portfolio is in Foreign Securities (USD) and 0.0007% is in Foreign Currency (USD). 89.80% of total Foreign Portfolio (USD) is hedged through Currency Derivatives to avoid currency risk.

- 6 Investments in Foreign Securities / Overseas ETFs / American Depository Receipts / Global Depository Receipts as at September 30, 2022 is as follows:

Scheme Name	Amount (In Crores)	% to Net Assets
Parag Parikh Flexi Cap Fund	4,806.59	18.46

- 7 Details of holdings over 25% of NAV in the scheme / plan as on September 30, 2022 are NIL
- 8 The Fund has not undertaken any underwriting obligations with respect to issue of any securities of any company.
- 9 Devolvement during the half-year ended : Nil
- 10 Details of Purchase of the securities of the associate/group companies of the sponsor or the AMC by the mutual fund : Nil
- 11 The schemes of PPFAS Mutual Fund does not have any deferred revenue expenditure.
- 12 The schemes of PPFAS Mutual Fund did not have any borrowings of more than 10% of net assets for the half year period ended on September 30, 2022.
- 13 The schemes of PPFAS Mutual Fund has not declared any bonus during the period ended on September 30, 2022.
- 14 On request the unit holders can obtain from the Fund a copy of the Half Yearly Report of the schemes.
- 15 The abridged unaudited results for the half year ended September 30, 2022 are available on our website www.amc.ppfas.com
- 16 These results have been taken on record by the Trustees in their meeting held on October 28, 2022

For PPFAS Trustee Company Private Limited

For PPFAS Asset Management Private Limited

Sd/-
Director

Sd/-
Director

Sd/-
Director

Sd/-
Director

Place: Mumbai.
Date: October 28, 2022

PPFAS Mutual Fund

Annexure 1

Details of payments to associate/group companies

Brokerage paid to associates/related parties/group companies of Sponsor/AMC for the half year ended September 30, 2022

Name of associate/related parties/group companies of Sponsor/AMC	Scheme Name	Nature of Association/Nature of relation	Period covered	Value of transaction (in Rs. Cr & % of total value of transaction of the fund)		Brokerage (Rs. Cr & % of total brokerage paid by the fund)	
				Rs. Cr.	%	Rs. Cr.	%
NIL							

Commission paid to associates/related parties/group companies of sponsor/AMC for the half year ended September 30, 2022

Name of associate/related parties/group companies of Sponsor/AMC	Scheme Name	Nature of Association/Nature of relation	Period covered	Business Given (Rs. Cr. & % of total value of transaction of the fund)		Commission paid(Rs Cr & % of total commission paid by the fund)	
				Rs. Cr.	%	Rs. Cr.	%
Mrs Rita Kiritkumar Mehta (ARN-0688)	Parag Parikh Flexi Cap Fund	Relative of AMC employee	April 2022 to September 2022	0.48	0.01	0.02	0.05
Mrs Rita Kiritkumar Mehta (ARN-0688)	Parag Parikh Liquid Fund	Relative of AMC employee	April 2022 to September 2022	0.20	0.01	0.00	0.01
Mrs Rita Kiritkumar Mehta (ARN-0688)	Parag Parikh Tax Saver Fund	Relative of AMC employee	April 2022 to September 2022	0.00	0.00	0.00	0.10
Mrs Rita Kiritkumar Mehta (ARN-0688)	Parag Parikh Conservative Hybrid Fund	Relative of AMC employee	April 2022 to September 2022	0.13	0.04	0.00	0.24

* Amount is less than Rs.1 lakh hence, appearing as zero.